



## 15 Overleigh Drive

Wrexham, LL13 9RZ

£335,000



# 15 Overleigh Drive

Wrexham, LL13 9RZ

£335,000



## To the Front

The property is approached via off road parking leading to a garage, with a stone frontage. The front of the property is well screened by plants, shrubs, creating an established setting. A gate also provides access through to the rear garden. The garden area wraps around to the right hand side of the property and includes further stoned and pebbled areas, along with planted shrubs and flowers.

## Entrance

The property is approached via a composite entrance door leading into the entrance porch. Features laminate flooring, a panelled radiator, and a ceiling light point, with doors leading off to the WC and the dining room.

## W.C

Fitted with a low level WC and a wall mounted wash hand basin. The room also benefits from laminate flooring, a ceiling light point, and a UPVC double glazed frosted window to the front elevation. Wall mounted 'Ideal' Logic' boiler.

## Dining Room

The dining area features laminate flooring, a panelled radiator, and a ceiling light point. Double glazed sliding doors provide access to the rear garden and allow for natural light. An opening leads through to an inner hallway providing access to Lounge.

## Kitchen

The kitchen is fitted with a range of wall, drawer, and base units with complementary worktop surfaces over, incorporating a stainless steel sink unit with mixer tap. Eye level built-in 'Beko' oven and grill, along with a four ring 'Beko' gas hob set into the worktop with an extractor fan above. Integrated fridge and space for a freestanding fridge freezer. Additional features

include vinyl flooring, a double panelled radiator, and a double glazed window to the front elevation. A door provides access through to the sunroom.

## Sun Room

Part brick and UPVC double glazed windows surround, allowing for plenty of natural light. The room benefits from tiled flooring, lighting, and a power point. A UPVC double glazed door provides access to the rear garden, while a further door leads through to the garage / utility.

## Inner hallway

The inner hallway features a panelled radiator, a ceiling light point, and two wall light points, along with a double glazed window to the side elevation. Doors lead off to a storage cupboard, into the further hallway. A door also provides access through to the lounge.

## Lounge

The lounge features laminate flooring, a panelled radiator, stone effect electric fire, and a ceiling light point. There is a double glazed window to the side elevation, along with sliding doors to the rear garden allowing for additional natural light and access.

## Further Hallway

Accessed from the inner hallway, this additional hallway features laminate flooring and a ceiling light point. Doors lead off to the bathroom and three bedrooms.

## Bedroom One

Carpeted flooring, a panelled radiator, and a ceiling light point. Double glazed windows to the front and side elevations. The room also benefits from built in wardrobes with sliding mirrored doors.

### Bedroom Two

Features laminate flooring, a ceiling light point, and a double glazed window to the side elevation. The room benefits from built in wardrobes with shelving and hanging space, along with additional overhead storage. Further features include a television point and a telephone point.

### Bedroom Three

Features laminate flooring and a double glazed window to the front elevation. Access to the loft.

### Bathroom

Fitted with a suite comprising a low level WC, a wash hand basin, and a panelled bath with mixer tap over and an electric 'Mira' shower. Additional features include vinyl flooring, a panelled radiator, part tiled walls, and a double glazed window to the front elevation.

### Rear of the Property

The rear garden is enclosed by fencing to the boundaries and is designed for low maintenance. The space features a variety of trees, shrubs, and planted flower beds, creating a pleasant and established outdoor setting. There is a patio seating area, ideal for outdoor dining, along with a pebble stoned section.

### Garage / Utility

The garage is accessed via the sunroom or front and benefits from power and lighting, with an up and over door. The space is currently utilised as a utility area, with space for washing machine, dryer and dishwasher. Double glazed window to the rear elevation.

### Viewing Arrangements.

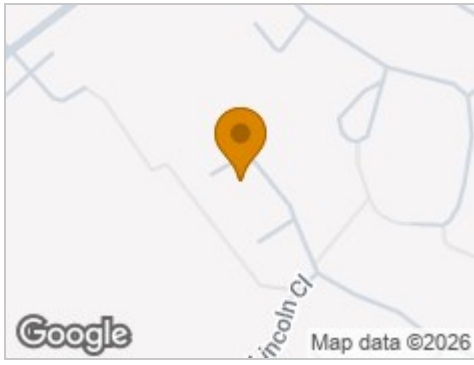
Strictly by prior appointment through Reid & Roberts Estate Agents. Telephone Wrexham 01978 353000. Do you have a house to sell? Ask a member of staff for a FREE VALUATION without obligation.

### COUNCIL TAX BAND

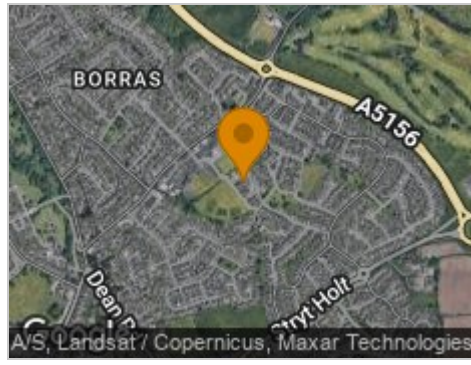
COUNCIL TAX BAND



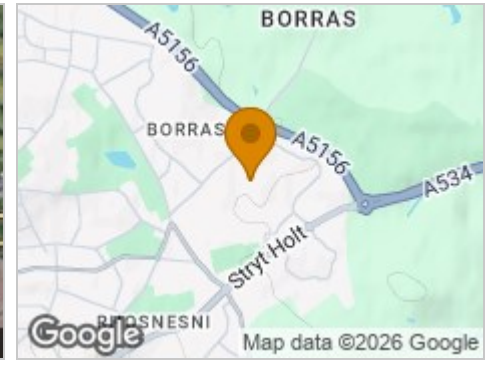
## Road Map



## Hybrid Map



## Terrain Map



## Floor Plan



## Viewing

Please contact our Reid & Roberts - Wrexham Office on 01978 353000 if you wish to arrange a viewing appointment for this property or require further information.

## Energy Efficiency Graph



These particulars, whilst believed to be accurate are set out as a general outline only for guidance and do not constitute any part of an offer or contract. Intending purchasers should not rely on them as statements of representation of fact, but must satisfy themselves by inspection or otherwise as to their accuracy. No person in this firm's employment has the authority to make or give any representation or warranty in respect of the property.